

Raccords de réglage  
Lockshield valves

Detentori  
Detentores


Zawory regulacyjne powrotne  
Regulační šroubení

Heizkörperverschraubungen  
Voetventielen (regelbare koppelingen)

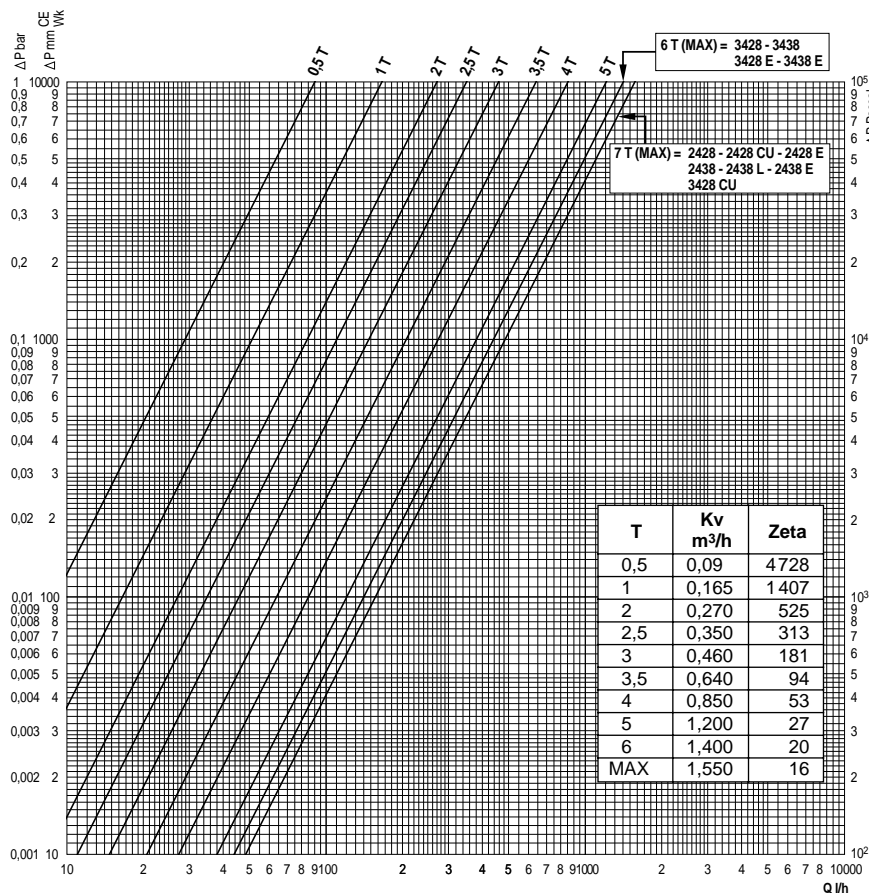
Válvulas de saída  
Returventiler

Visszatérő szelepek  
Ρυθμιστικοί διακόπτες

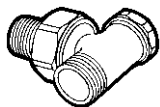
- 2428
- 2438
- 2438 L
- 3428
- 3438



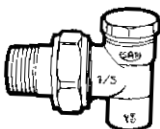
**3/8"**  
1T = 1mm




- 2428 E
- 2438 E
- 3428 E
- 3438 E



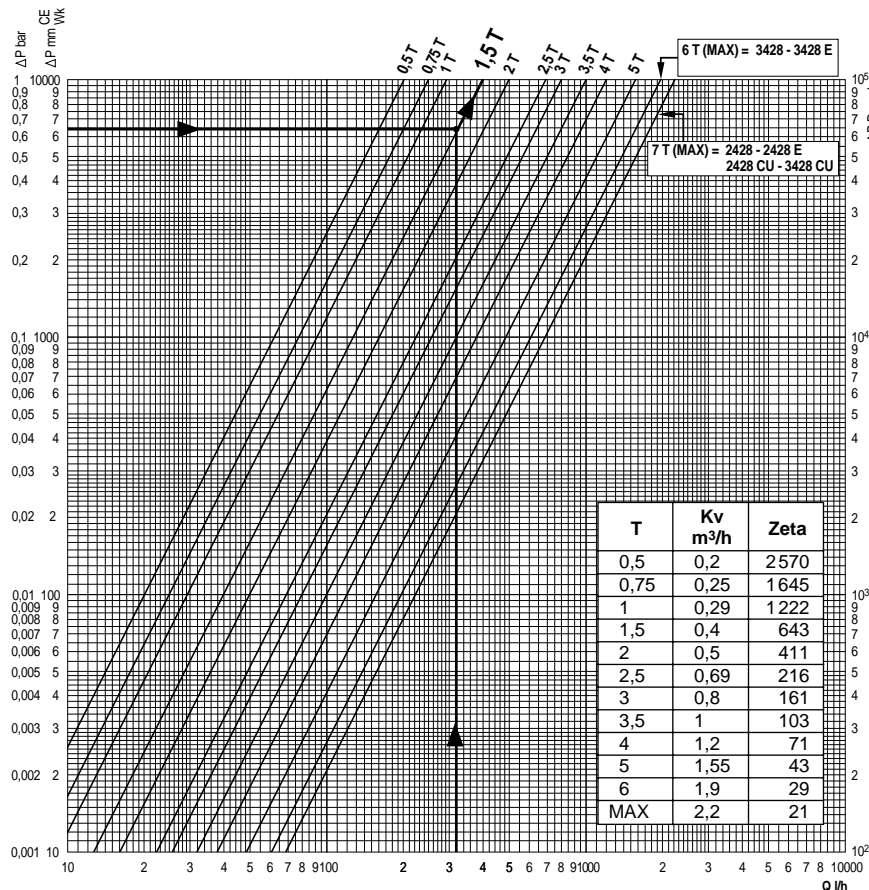
- 2428 CU
- 3428 CU




- 2428
- 3428



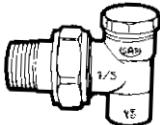
**1/2"**  
1T = 1mm



- 2428 E
- 3428 E



- 2428 CU
- 3428 CU



Raccords de réglage  
Lockshield valves

Detentori  
Detentores


Zawory regulacyjne powrotne  
Regulační šroubení

Heizkörperverschraubungen  
Voetventielen (regelbare koppelingen)

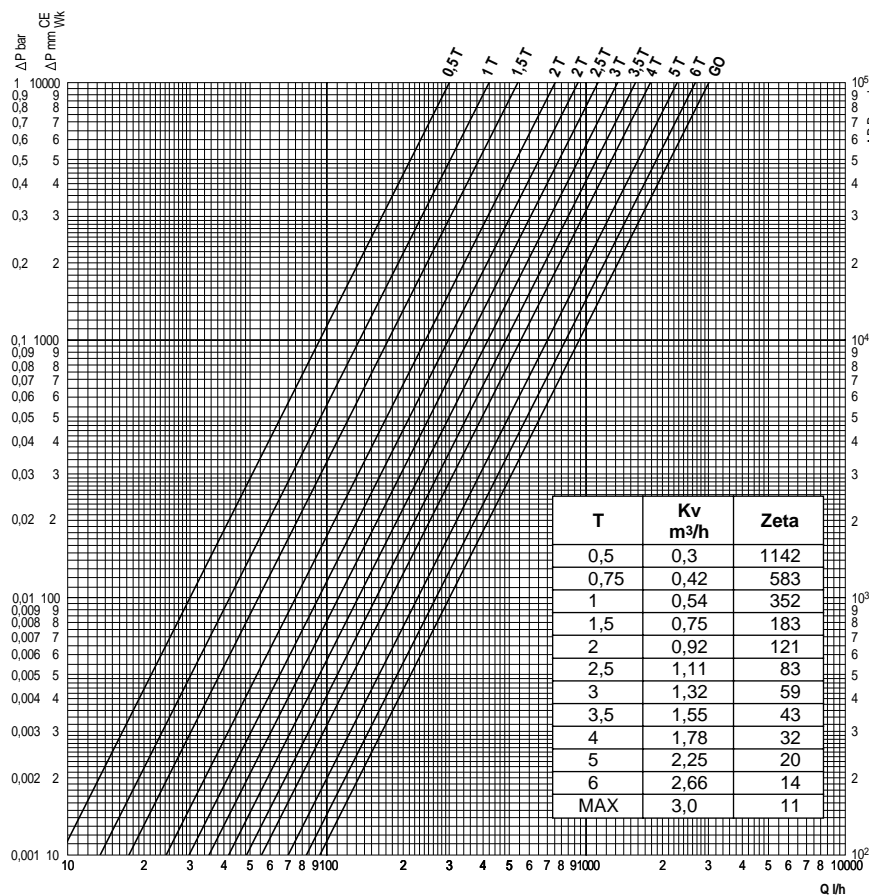
Válvulas de saída  
Returventiler

Visszatérő szelepek  
Ρυθμιστικοί διακόπτες


- 2438
- 2438 E
- 2438 L
- 3438
- 3438 E
- 3438 L



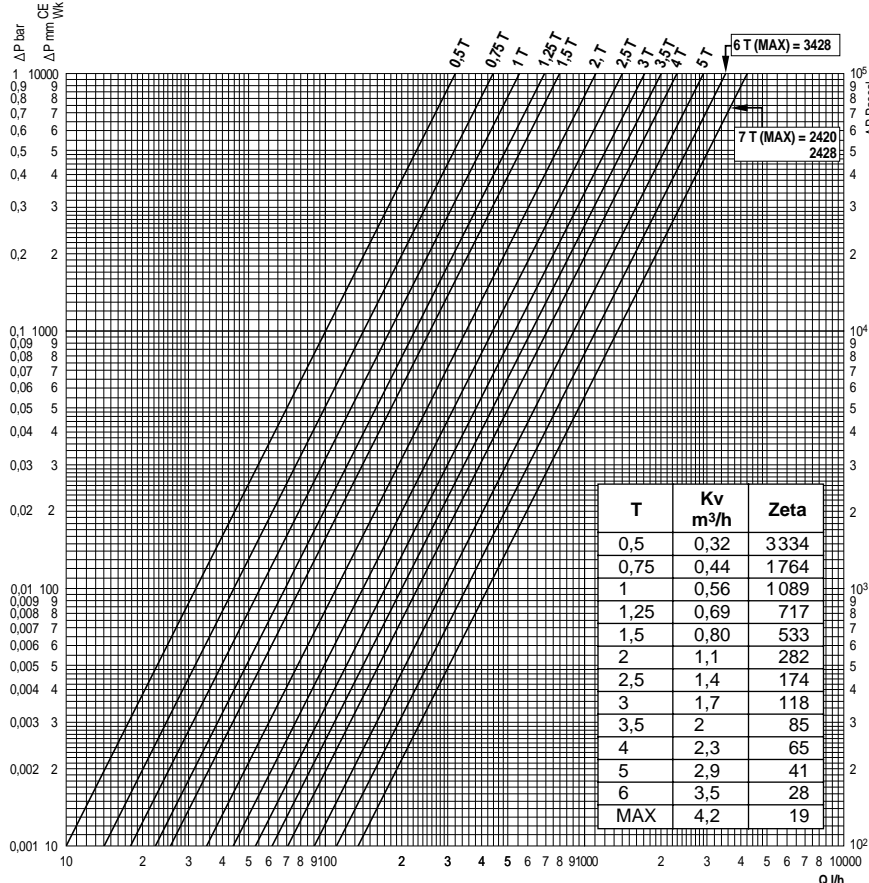
**1/2"**  
1T = 1mm



- 2428
- 3428



**3/4"**  
1T = 1mm



Raccords de réglage  
Lockshield valves

Detentori  
Detentores

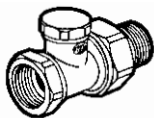
Zawory regulacyjne powrotne  
Regulační šroubení

Heizkörperverschraubungen  
Voetventielen (regelbare koppelingen)

Válvulas de saída  
Returventiler

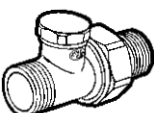
Visszatérő szelepek  
Ρυθμιστικοί διακόπτες

- 2429
- 2439
- 3429
- 3439

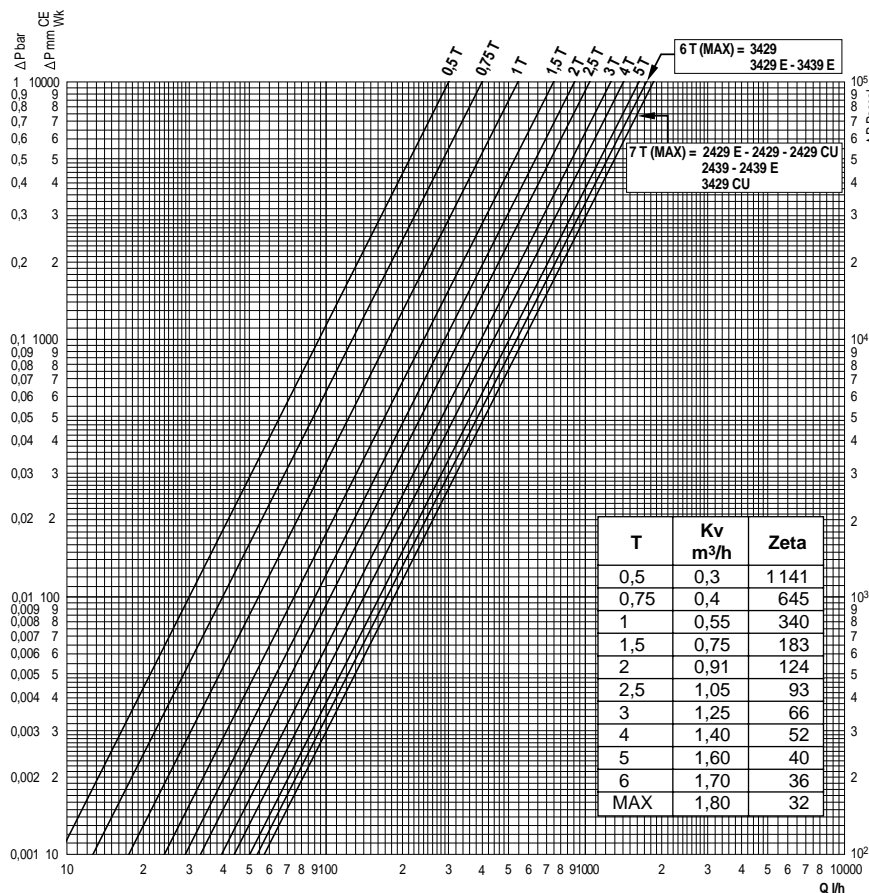
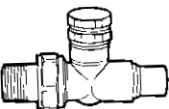


**1/2"**  
1T = 1mm


- 2429 E
- 2439 E
- 3429 E
- 3439 E



- 2429 CU
- 3429 CU



- 2429
- 3429



**3/4"**  
1T = 1mm

